
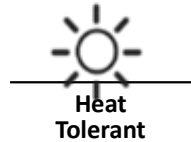
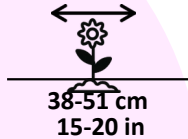
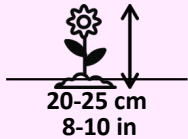


TALYA™

Sanvitalia speciosa

- Heat tolerant
- Well branched, pinch is not necessary
- Great in 12 cm/quarts item and combinations



Talia™ Great Yellow

The TALYA™ Collection



TALYA™ Bright

- Fast rooting and growing
- Well branched Semi-trailing habit
- Ideal for combos, hanging baskets and in the garden
- Floriferous




TALYA™ Great Yellow

- Semi upright/Mounded habit
- Large flowers
- Good heat tolerance



Sanvitalia speciosa



Stick on priority – Number 3 out of 4 categories

Average Time	Temperature	Hormone	Fertilization	Fungicide
5 weeks	Weeks 1 - 2 72°-74° F (22° - 23°C)	Suggested	Weeks 1-2 50 ppm N	Spray fungicide to control Botrytis and bacteria day of sticking
	Weeks 3 - 5 68° - 70° (20° - 21° C)		Weeks 3-5 100 ppm N	Apply broad spectrum Week 2

Rooting	pH	EC	Temp	Feed	Light	PGR	Fungicide	Comments
Week 1	5.5 to 6.2	0.80	72°-74° F (22° - 23°C)	50 ppm N in mist				Day of sticking
Week 2	5.5 to 6.2	.80 to .90	72°-74° F (22° - 23°C)	50 ppm N in mist				Second fungicide app
Week 3	5.5 to 6.2	.80 to .90	Cool to 68° - 70° (20° - 21° C)	Feed 100 ppm N				
Week 4	5.5 to 6.2	.80 to .90	68° - 70° (20° - 21° C)	Feed 100 ppm N				Should not be required



- Spray adjuvant at sticking. Remove from mist as soon as possible
- Sanvitalia is sensitive to overmisting



- Maintain warm temperatures allowing plants to develop
- Average daily temperature of 70 F / 20 C
- Spray fungicide to control botrytis



Sanvitalia speciosa

- Allow soil to dry between irrigations
- Maintain a low EC level for proper growth and sizing of plant
- Transplant liners when plants are rooted and actively growing

Average Time (from liners)	Temperature	Pinch/ Daylength Modification	Fertilization	Plant Growth Regulator
6 to 7 wks (12 cm) 5" pot	Average Day 65° to 68° F (18° to 20° C)	Pinch –No Daylength Neutral	100 - 125 ppm N	Daminozide @ 2000 to 2500 ppm
8 to 10 wks (15 cm) 6 ½"	1 plant per pot		Soil EC 0.8 - 1.0 pH 5.5 to 6.2	

Finishing	pH	EC	Temp	Feed	Light	PGR	Fungicide	Comments
Transplant to Week 5	5.5 to 6.2	0.8 to 1.0	65° to 68° F (18° to 20° C)	feed 100 to 125 ppm	Day neutral	Daminozide @ 2000 to 2500 ppm	Drench fungicide at transplant	
Week 6 to 12	5.5 to 6.2	0.8 to 1.0	65° to 68° F (18° to 20° C)	feed 100 to 125 ppm			Spray for Powdery Mildew	

Pests	Aphids	ACETAMIPRID, FLONICAMID, IMIDACLOPRID, DICHLORVOS
	Thrip	METHIOCARB, ACRINATHRIN, ABAMECTIN, DICHLORVOS, SPINOSAD
Diseases	Botrytis	CYPRODINIL+FLUDIOXONIL, IPRDIONE, POLYOXIN
	Pythium	PROPAMOCARB
	Phytophthora	PROPAMOCARB

FINISHING TIPS



- Saturated soil conditions will increase disease pressure. Keep the soil moderately moist
- Spray broad spectrum fungicide after transplant
- Scout and spray for Powdery Mildew
- Scout for Aphids, Fungus Gnats and Shore Flies on regular basis